



## TexasTERM Local Government Investment Pool (“TexasTERM” or the “Pool”)

was established by the TexasTERM Common Investment Contract, in conformity with Chapters 791 (Interlocal Cooperation Act) and 2256 (Public Funds Investment Act) of the Texas Government Code.

TexasTERM is directed by an Advisory Board which is made up of experienced local government finance directors and treasurers.

TexasTERM offers a range of services to assist Investors/Participants with their investment and arbitrage compliance needs, including:

- **Daily liquidity, including transactions by wire and/or ACH**
- **Unlimited investments and redemptions**
- **Unlimited sub-accounting to track multiple revenue sources or projects**
- **Arbitrage rebate tracking for proceeds of tax-exempt bonds**
- **Online account access**

## Investment Objective

To produce the highest income consistent with preserving principal and maintaining liquidity, and to maintain a stable \$1.00 net asset value (NAV).

## Investment Philosophy

The Pool’s adviser seeks to optimize investment returns through careful analysis and investment in short-term governmental securities and other high-quality money market instruments while preserving the safety and liquidity of the underlying principal.

## TexasDAILY

### Fund Facts

As of January 31, 2021

<b>Current 7-Day Net Yield<sup>1</sup></b>	<b>0.06%</b>
<b>Weighted Average Maturity<sup>2</sup></b>	<b>52 days</b>
<b>Expense Ratio</b>	<b>0.11%</b>
<b>Standard and Poor’s Fund Rating</b>	<b>AAAm</b>
<b>Investment Adviser</b>	<b>PFM Asset Management LLC</b>

### Performance (30-Day Yield %)

	<b>30-Day Net Yield<sup>3</sup></b>
Jan-21	0.07%
Dec-20	0.09%
Nov-20	0.10%
Oct-20	0.11%
Sep-20	0.14%
Aug-20	0.15%
Jul-20	0.21%
Jun-20	0.24%
May-20	0.40%
Apr-20	0.83%
Mar-20	1.19%
Feb-20	1.58%
Jan-20	1.61%
Dec-19	1.66%
Nov-19	1.74%

<sup>1</sup> Current 7-day net yield, also known as the current annualized yield, represents the net change, exclusive of capital changes and income other than investment income, in the value of a hypothetical account with a balance of one share (normally \$1.00 per share) over a seven-day base period expressed as a percentage of the value of one share at the beginning of the seven-day period. This resulting net change in account value is then annualized by multiplying it by 365 and dividing the result by 7.

<sup>2</sup> Weighted Average Maturity: Calculated by the final maturity for a security held in the portfolio and the interest rate reset date. This is a way to measure a fund’s sensitivity to potential interest rate changes.

<sup>3</sup> As of the last day of the month. The 30-day yield represents the net change, exclusive of capital changes and income other than investment income, in the value of a hypothetical account with a balance of one share (normally \$1.00 per share) over a thirty-day base period expressed as a percentage of the value of one share at the beginning of the thirty-day period. This resulting net change in account value is then annualized by multiplying it by 365 and dividing the result by 30. Past performance is no guarantee of future results. Yields will fluctuate as market conditions change. The current fund performance may be higher or lower than that cited.

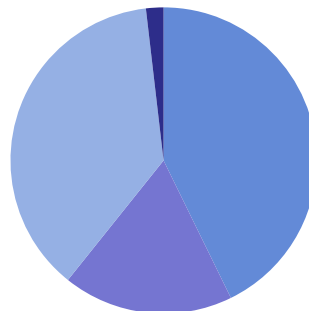
The yields shown may reflect fee waivers by service providers that subsidize and reduce the total operating expenses of the Pool. Pool yields would be lower if there were no such waivers.

Average annual returns for historic periods and important disclosure information is provided on the following page.

### Fund Diversification

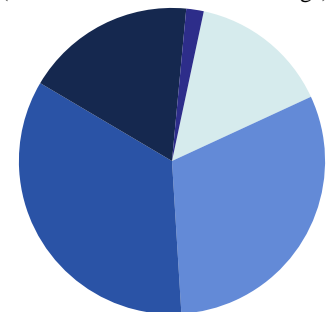
As of January 31, 2021

#### Sector Composition



■ U.S. Treasuries	42.7%
■ Federal Agencies/Instrumentalities	37.4%
■ Repurchase Agreements	18.0%
■ FDIC-Insured Certificates of Deposit	1.8%

#### Credit Quality Distribution (Standard & Poor’s Fund Ratings)

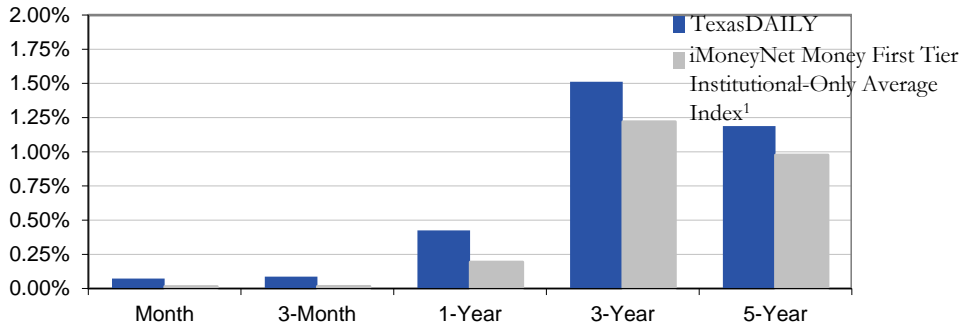


■ AAA	14.8%
■ AA+	30.9%
■ A-1+ Short Term	34.5%
■ A-1 Short Term	18.0%
■ Not Rated	1.8%



## Average Annual Return

As of January 31, 2021



	Month	3-Month	1-Year	3-Year	5-Year
TexasDAILY	0.07%	0.09%	0.43%	1.51%	1.19%
iMoneyNet First Tier Institutional-Only Average Index	0.02%	0.02%	0.19%	1.22%	0.98%

**Must be preceded or accompanied by an Information Statement. For a current Information Statement, which contains more complete information, please visit <http://www.texasterm.net/> or call 866-839-8376. Before investing, consider the investment objectives, risks, charges and expenses of the Pool carefully. This and other information can be found in the Pool's Information Statement. Read the Information Statement carefully before you invest or send money.**

<sup>1</sup>Source: iMoneyNet First Tier Institutional Money Market Fund Average. This index is comprised of funds rated in the top grade that invest in high-quality financial instruments with dollar-weighted average maturities of less than 60 days. It is not possible to invest directly in such an index.

Standard & Poor's fund ratings are based on analysis of credit quality, market price exposure, and management. According to Standard & Poor's rating criteria, the AAAM rating signifies excellent safety of investment principal and a superior capacity to maintain a \$1.00 per share net asset value. However, it should be understood that the rating is not a "market" rating nor a recommendation to buy, hold or sell the securities. For a full description on rating methodology, visit Standard & Poor's website ([http://www.standardandpoors.com/en\\_US/web/guest/home](http://www.standardandpoors.com/en_US/web/guest/home)).

This information is for institutional investors, not for further distribution to retail investors, and does not represent an offer to sell or a solicitation of an offer to buy or sell any fund or other security. Investors should consider the Pool's investment objectives, risks, charges and expenses before investing. This and other information about the Pool is available in the Pool's Information Statement, which should be read carefully before investing. A copy of the Pool's Information Statement may be obtained by calling 1-866-839-8376 or are available on the Pool's website at [www.texasterm.net](http://www.texasterm.net). While TexasDAILY seeks to maintain a stable net asset value of \$1.00 per share and TexasTERM seeks to achieve a net asset value of \$1.00 per share at its stated maturity, it is possible to lose money investing in the Pool. An investment in the Pool is not insured or guaranteed by the Federal Deposit Insurance Corporation or any other governmental agency. Shares of the Pool are distributed by **PFM Fund Distributors, Inc.**, member Financial Industry Regulatory Authority (FINRA) and Securities Investor Protection Corporation (SIPC). PFM Fund Distributors, Inc. is a wholly owned subsidiary of PFM Asset Management LLC.

## Service Providers

### Investment Advisor and Administrator

**PFM Asset Management LLC**  
111 Congress Avenue, Suite 2150,  
Austin, TX 78701

### Distributor

**PFM Fund Distributors, Inc.**  
213 Market Street  
Harrisburg, PA 17101-2044

### Custodian

**U.S. Bank, N.A.**  
60 Livingston Avenue  
St. Paul, Minnesota 55107

### Independent Auditor

**Ernst & Young, LLP**  
Two Commerce Square, Suite 4000  
2001 Market Street  
Philadelphia, Pennsylvania 19103

### Counsel

**McCall, Parkhurst & Horton L.L.P.**  
717 North Harwood, Suite 900  
Dallas, Texas 75201-6587

**For more information, visit [www.texasterm.net](http://www.texasterm.net) or contact TexasTERM's Investment Advisor at 866-839-8376**